


Rx Conversion Chart


Many naturally nearsighted divers can use this mask with their naked eyes (see **Naked-Eye Match** below). Thousands of other divers around the world wear contact lenses to enjoy Double-Dome vision.

What is your *In-Air* vision? (Check your prescription or ask your Eye Doctor)

Nearsighted Eye
(see close-up better than far away)



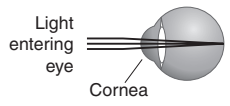
A **Nearsighted Eye** has too much **+** power...



...therefore you use **-** diopter glasses or contacts.

Perfect Eye
20/20 Vision
(1.0 in Japan)

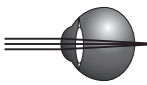
Very close focus ability is required to wear the MEGA Double-Dome mask. Therefore, you must wear **+** power contact lenses.




Light entering eye
Cornea

Farsighted Eye
(see far away better than close-up)

A **Farsighted Eye** has too much **-** power...



...therefore you use **+** diopter glasses or contacts.



Now, find your **MEGA 4.5DD** Diving Rx:

1. Start by finding your In-Air Prescription (Rx) in the top row.
2. Read down to the row of your Age Group to find your contact lens power (i.e. Diving Rx).

If you are 40+ and wear glasses only for reading (presbyopic), you wear +4.5 contacts. See **Magic Bifocals**, on our website at www.HydroOptix.com

		-7.0	-6.5	-6.0	-5.5	-5.0	-4.5	-4.0	-3.5	-3.0	-2.5	-2.0	-1.5	-1.0	-0.5	0	+0.5	+1.0	+1.5	+2.0
AGE GROUP	40+	-2.5	-2.0	Naked-Eye		Match														
				Naked-Eye		Match														
				Naked-Eye		Match														
	Mid-30's	-3.5	-3.0	Naked-Eye		Match														
	Under 30	-4.0	-3.5	Naked-Eye		Match														

* Contact Lens (CL) range as strong as **-5.5**, not **-6.0**

No Eye Exam required if you have a recent contact lens Rx.

If you already wear soft disposable contact lenses (CLs) for in-air vision, choose the same brand and Base Curve. Just change the Sphere Power ("+" or "-") according to the **Rx Conversion Chart** above.

Astigmatism Correction

If your cornea is not perfectly spherical, your Rx has a Cylinder (CYL) number. If your CYL is strong (over ± 2), the latest disposable toric contacts work great. For mild CYL (under ± 1.75), add 1/2 your CYL to your Sphere (SPH) to find your Sphere-only In-Air correction. Use this number in **Step 1** above.

EXAMPLE: Right eye SPH -3.0 / CYL -1.5 = Sphere-only Rx -3.75.

Base Curve

If switching from a semi-rigid lens to a soft disposable contact, pick a Base Curve (BC) close to what you now wear.

NOTE: If you have never worn contact lenses before, do not self-prescribe. A licensed Eye Care Professional must examine your eyes to ensure the safety and health of your vision. A little preconditioning before diving is recommended. Wear your Surface-Interval Eyeglasses over the contact lenses for two hours a day, for two days, before you go diving.

www.HydroOptix.com